



ENDORACTOR®

New Ideal Endoscopic Sponge for Retraction of small intestine

- **No need of removing organs by an extreme head down position**
Endoractor enables the surgery in a nearly horizontal position, which allows smoother respiration
- **Better view**
Using Endoractor secures a good view of the surgical field during operation
- **Enables wide range exclusion of organs**
Swells approximately 9 times.
- **Less tissue trauma**
Cellulose material reduces the risk of organ lesions and tissue trauma compared to other retractors
- **X-ray detectable**



Size : 240mm × 8mm × 8mm

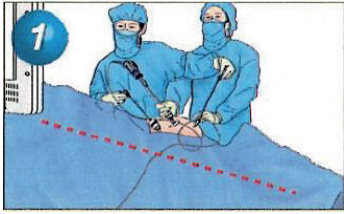


Absorbency
Approx.
150mL


Size : 260mm × 72mm × 8mm



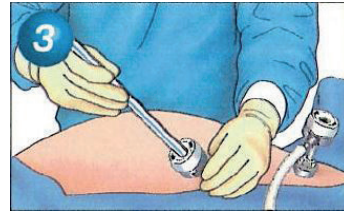
ENDORACTOR®



1 Place the patient in Trendelenburg position



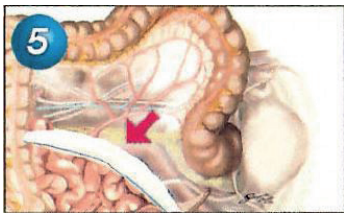
2 Remove Endoractor from the sheath



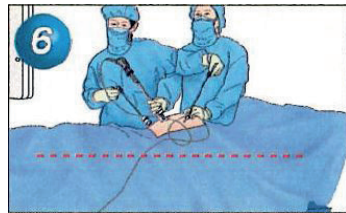
3 Use a 12mm trokar for insertion



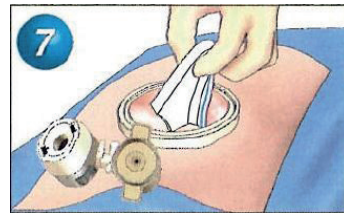
4 Place the product at an appropriate location



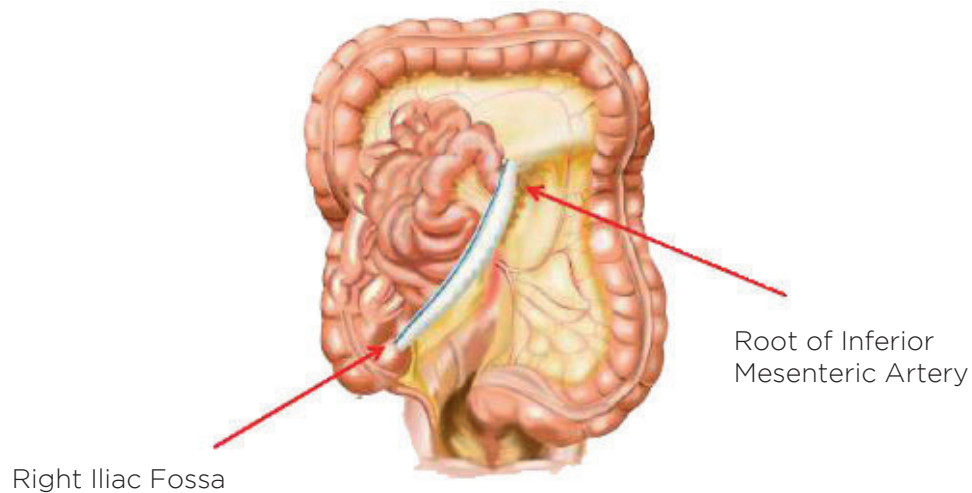
5 Apply physiological saline to the product to swell



6 Return the patient to a nearly horizontal position and start the surgery



7 Remove Endoractor from the abdominal cavity through a small incision



Order Information

Order Information

Code	Size	Quantity	Description
KM/088-480000	24 cm	6 pcs/box	ENDORACTOR